

Airlie sliding and stacker doors

NEW
PRODUCT

bradnams enhanced living



Airlie essential


Enhance your home with Bradnam's NEW **Airlie Essential** sliding and stacker doors.

With their uncluttered lines and large glass areas, Airlie Essential doors bring optimum natural light and a sense of space into any room.


Through their wide openings, Airlie Essential sliding and stacker doors can open your home to the great outdoors, giving you easy access to patios, sundecks, courtyards and gardens.

Superior assembly, materials and fittings ensures ease of use, long life and excellent security. Available in a wide range of sizes and configurations, Airlie Essential doors are suitable for both contemporary and traditional designs.

key features



Improved key positioning for easier operation



Integrated tracks for insect, safety and Bradnam's **Stainless View™** screens



Rounded box section interlocks and mullions prevent curtains from being damaged by sharp edges

essential door

other features and benefits

- Clean, uncluttered profile for a modern, streamlined look
- Santoprene carbon seals for improved sealing and UV stability
- Enhanced acoustic and energy performance
- New handle with mortice lock for superior security
- Tested to Australian standards (AS1288, AS2047)

applications

- Residential construction
- Renovation
- Unit complexes

options

- Accessibility sill for wheelchair access (sliding door only)
- Available with sidelites

performance parameters

Maximum door height	2450mm
Maximum door width	6246mm
Maximum panel width	1350mm
Maximum panel weight	50kg
Maximum water rating	300pa
Maximum wind rating	N4 (as per AS4055 – Wind loads for housing)
Maximum glass thickness	6.76mm (single glazed)
Maximum acoustic rating	Rw30 (estimate only)

note: Subject to local variations, climate requirements, and confirmation of structural performance

All Airlie Doors come with Bradnam's **7 Year Warranty*** and a 3 Year Moving Part Guarantee

* Workmanship and Material – Subject to standard warranty terms and conditions




Airlie signature

Airlie Signature sliding and stacker doors have been designed in response to emerging architectural trends and performance requirements.

These premium doors offer superior features that set them apart from competitors' products for durability, performance and design excellence.

With a maximum height of 2850mm and corner stacking configurations available (90° and 135°), Airlie Signature doors allow expansive openings to be achieved.

Combine this with superior weather, acoustic and energy capabilities, Airlie Signature sliding and stacker doors open up a whole new world of design and performance options for discerning renovators, homeowners, builders and designers.



Euro Track roller system and roller guard ensures smooth sliding action
Essential and Signature only

90° and 135° sliding configurations available
Signature and Commercial only

5 track system allows for 11 different sliding configurations – 5 standard / 6 non standard
Signature and Commercial only

signature door

other features and benefits

- Clean, uncluttered profile for a modern, streamlined look
- Inside and outside sliding panels available
- Santoprene carbon seals for improved sealing and UV stability
- New handle with mortice lock for superior security
- Tested to Australian standards (AS1288, AS2047)

applications

- Residential construction
- Renovation
- High-rise / Unit complexes
- Low-rise buildings

options

- Available with sidelites and hilites (subject to confirmation of structural performance)
- Upgrade to 600pa sill for improved performance

performance parameters

Maximum door height	2850mm
Maximum door width	6246mm
Maximum panel width	1350mm
Maximum panel weight	100kg
Maximum water rating	Standard sill = 360pa High performance sill = 600pa*
Maximum wind rating	N6 (as per AS4055 – Wind loads for housing)
Maximum glass thickness	12.76mm (single glazed) / 20mm (IGUs)
Maximum acoustic rating	Rw33 (single glazed) (estimate only) Rw44 (full secondary glazing)^

note: Subject to local variations, climate requirements, and confirmation of structural performance

* Does not apply to 166mm frame
^ Based on 166mm frame




Airlie commercial

For shop fronts, commercial buildings and 'special' residential projects, **Airlie Commercial** sliding and stacker doors are the natural choice.


They have a maximum height of 3300mm and a maximum panel width of 1800mm. Their modular sills connect together to form multi-track systems allowing for multiple sliding configurations.

With functional capabilities such as 900pa water penetration, N6 wind rating and 28mm IGUs, Airlie Commercial doors are designed to meet the highest performance requirements.


Like all of Bradnam's commercial products, Airlie Commercial sliding and stacker doors are 'custom made' to suit each project, allowing for outstanding flexibility in design and application.



Wider glazing pockets allow for greater acoustic and thermal performance
Signature and Commercial only



Multiple bogey roller options for smooth rolling up to sash weight of 200kgs
Commercial only



Modular sills connect together to create multi-track systems
Commercial only

commercial door

other features and benefits

- Clean, uncluttered profile for a modern, streamlined look
- Inside and outside sliding panels available
- Santoprene carbon seals for improved sealing and UV stability
- Variety of different handles available
- Tested to Australian standards (AS1288, AS2047)

applications

- Residential construction
- Renovation
- High-rise / Unit complexes
- Low-rise buildings
- Shop fronts / Commercial buildings

options

- Available with sidelites and hilites (subject to confirmation of structural performance)
- Upgrade to 900pa sill for improved performance

performance parameters

Maximum door height	3300mm
Maximum door width	6450mm
Maximum panel width	1800mm
Maximum panel weight	200kg
Maximum water rating	Standard sill = 360pa High performance sill = 900pa
Maximum wind rating	N6 (as per AS4055 – Wind loads for housing)
Maximum glass thickness	10.76mm (single glazed) / 28mm (IGUs)
Maximum acoustic rating	Rw33 (single glazed)

note: Subject to local variations, climate requirements, and confirmation of structural performance

Airlie essential and signature **stacker doors**

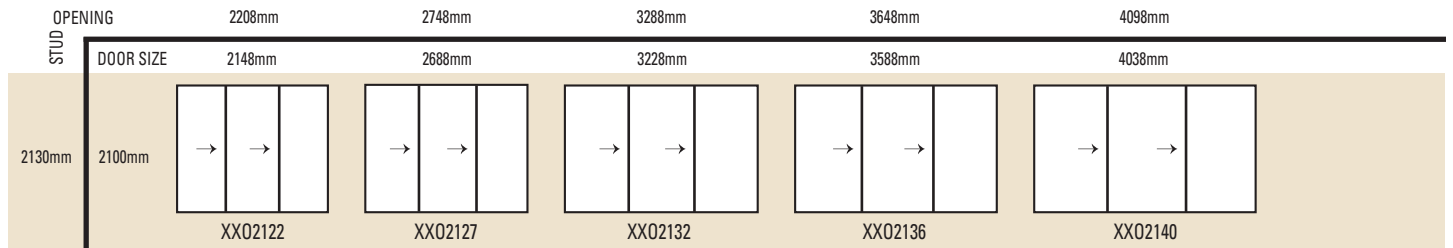
N3	Wind Classification
610Pa	Serviceability
1500Pa	Ultimate Strength
150Pa	Water Penetration

NEW

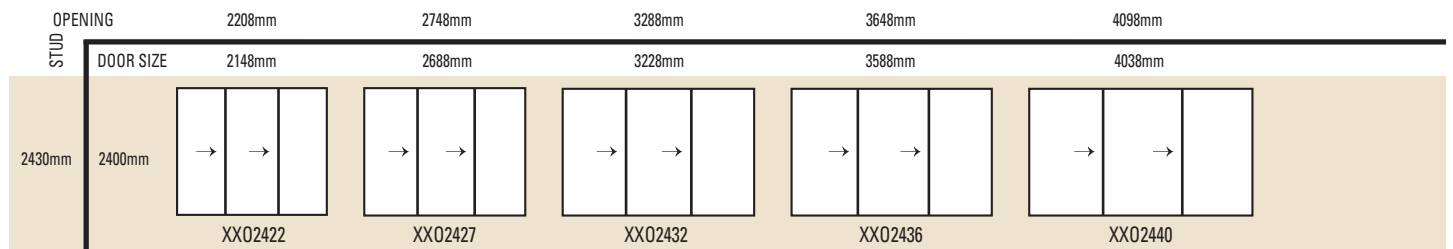
standard size range

Standard sizes will vary for products performing to higher wind pressures

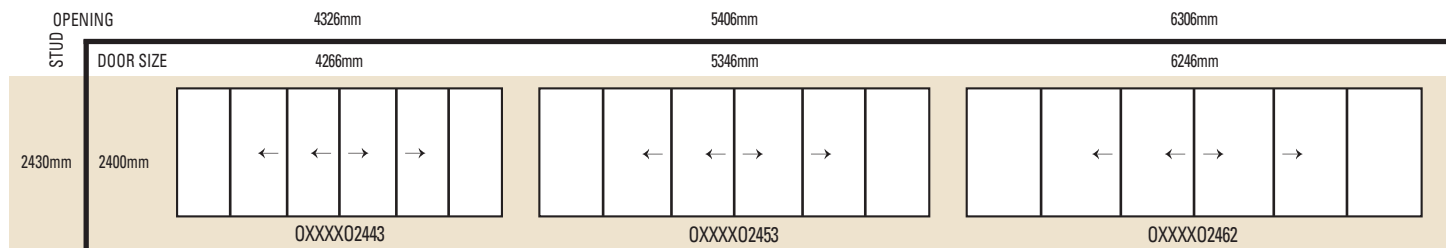
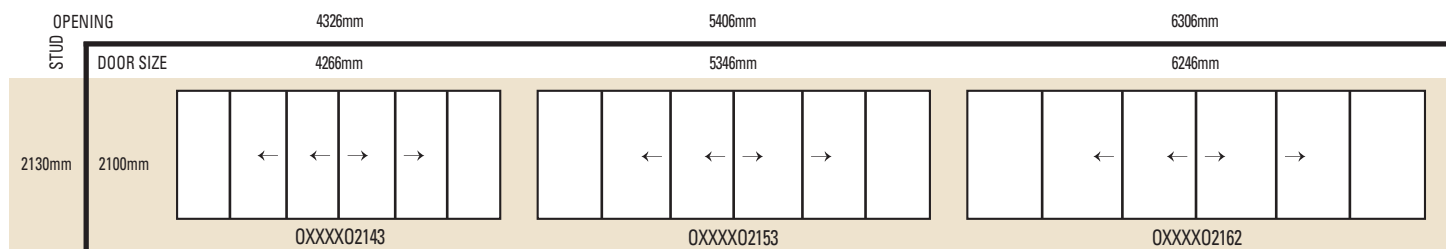
Upgraded performance products available



note: Also available as OXX configuration



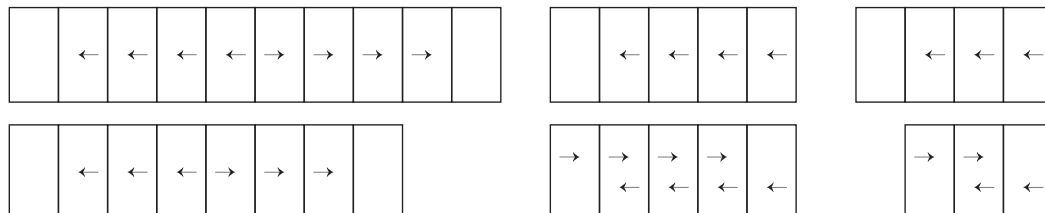
note: Also available as OXX configuration



X = Sliding Panel O = Fixed Panel (Viewed from exterior)

non standard configurations available

(Availability subject to local variations or climate requirements. Screening not available in these non standard configurations)



sliding door and stacker door information

- All door diagrams shown above are viewed from the exterior
- All standard sliding doors are fitted with safety glass complete with motif
- Reveal lining is not fitted to the door sill
- Black hardware standard

note: Airlie sliding and stacker doors may be subject to local variation or climate requirements. For more information call **1300 WINDOWS** to check with your nearest Bradnam's branch.

motifs

Bradnam's complies with the Building Code of Australia (BCA)

Airlie essential and signature sliding doors

N3	Wind Classification
610Pa	Serviceability
1500Pa	Ultimate Strength
150Pa	Water Penetration

NEW standard size range

Standard sizes will vary for products performing to higher wind pressures

Upgraded performance products available

STUD	OPENING	FRAME SIZE				
		1510mm	1870mm	2230mm	2470mm	2770mm
2130mm	2100mm	X02115	X02118	X02122	X02124	X02127
	2430mm	X02415	X02418	X02421	X02424	X02427



note: Also available as OX configuration

STUD	OPENING	FRAME SIZE				
		2208mm	2748mm	3288mm	3648mm	4098mm
2130mm	2100mm	OX02122	OX02127	OX02132	OX02136	OX02140
	2430mm	OX02422	OX02427	OX02432	OX02436	OX02440

STUD	OPENING	FRAME SIZE				
		2924mm	3644mm	4364mm	4844mm	5444mm
2130mm	2100mm	OXX02129	OXX02136	OXX02143	OXX02148	OXX02154
	2430mm	OXX02429	OXX02436	OXX02443	OXX02448	OXX02454

X = Sliding Panel O = Fixed Panel (Viewed from exterior)



© Bradnam's Windows and Doors 2009

windows | doors | balustrade | insect & safety screens | showerscreens | mirrors & wardrobes

bradnams
enhanced living
Australian owned and made

For more information
call Bradnam's on
1300 WINDOWS
1300 9 4 6 3 6 9
or visit bradnams.com.au

